



CLASSIC FIELD | LOOSE FIELD

All Clayhaus products are handcrafted in our studio in Portland, Oregon. Each individual tile is unique. We think this makes for the most interesting and beautiful tile possible. But don't just take our word for it; the credit for this craftsmanship goes to our artisans. They ensure every single tile is of the highest quality and workmanship is unmatched.

Our larger format tile is sold loose and available in a range of shapes, sizes and colors. Whether you're going for playful and bold, or modern and meditative, Clayhaus has the right fit for your space.



2" X 6"



2" X 8"



3" X 6"



4" X 8"



6" X 6"



4.25" x 4.25"



4" X 4"



8" CHEVRON



5" HEXAGON



4" HEXAGON



3.5" x 5" HEXAGON



5.25 FISH SCALE



5" DIAMOND



6.75" DIAMOND




11" PICKET

*SIZES ARE NOMINAL / NOT TO SCALE




CLASSIC FIELD | CLASSIC MOSAICS


Sheeted mosaics come in multi-tile sheets for fast, easy installation. All our tape-faced sheeted mosaics are assembled by hand and offered in a wide variety of patterns.



1" CIRCLE OFFSET




1.25" CIRCLE OFFSET




2" CIRCLE OFFSET




3" CIRCLE OFFSET




1X1 STACKED




1.25 X 1.25 STACKED




2X2 STACKED




2X2 OFFSET




3X3 STACKED




2X4 OFFSET



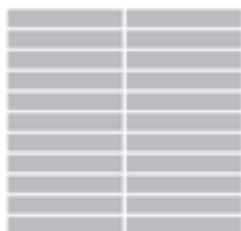
2X4 STACKED




1X3 STACKED



1X4 OFFSET



1X6 STACKED



1X6 OFFSET

*SIZES ARE NOMINAL / NOT TO SCALE



CLASSIC FIELD | SPECIALTY MOSAICS

We are proud to offer these unique specialized patterns as part of our classic field sheeted mosaics. All our tape-faced sheeted mosaics come in multi-tile sheets for fast, easy installation.

Elevate your design abilities with our [Design Tool](#) that offers limitless possibilities for creating beautiful color combinations and captivating patterns.



2^{7/8} DIAMOND
PATTERN A



2^{7/8} DIAMOND
PATTERN B



3^{1/2} HALF HEXAGON
PATTERN A



3^{1/2} HALF HEXAGON
PATTERN B




2" HEXAGON



2.5" HEXAGON



3^{5/16} MINI STRETCH HEX



3" OGEE CLOUD




4 ^{3/4}" CRYSTAL HEXAGON
PATTERN A



4 ^{3/4}" CRYSTAL HEXAGON
PATTERN B



3^{7/8} PLUME



2^{1/2} FLOW



2^{3/8} TRIANGLE

*SIZES ARE NOMINAL / NOT TO SCALE



CLASSIC FIELD | TRIM

Trim pieces are sold loose. Contact us for help calculating trim sizes into your coverage needs. Bullnoses and Glazed edges are available upon request. Contact us for pricing.



5/8" x 6" HALF ROUND



3/4" x 6" STICK LINER



6" QTR. ROUND BEAD



4" x 6" COVE BASE

*SIZES ARE NOMINAL / NOT TO SCALE



GENERAL INFORMATION

COLLECTION : CLASSIC FIELD

APPLICATION : RESIDENTIAL/COMMERCIAL INTERIOR WALLS, RESIDENTIAL LIGHT DUTY FLOORING (BATHROOMS AND SHOWER PANS, ETC)

MATERIAL : GLAZED WHITE, EARTHENWARE CERAMIC/CLAY

THICKNESS : APPROX 5/16" (+/-)

ALL SIZES ARE NOMINAL AND NOT EXACT

RECOMMENDED GROUT JOINT 3/16"

VARIATION IN SIZE, SHAPE AND COLOR IS AN INHERENT CHARACTERISTIC OF HANDMADE CERAMIC PRODUCTS.